

## Isolator+ WDM Hybrid Device

<b>Features:</b>
High Isolation Low Insertion Loss High Stability and Reliability
<b>Application:</b>
Fiber Amplifier Fiber optic Instrument

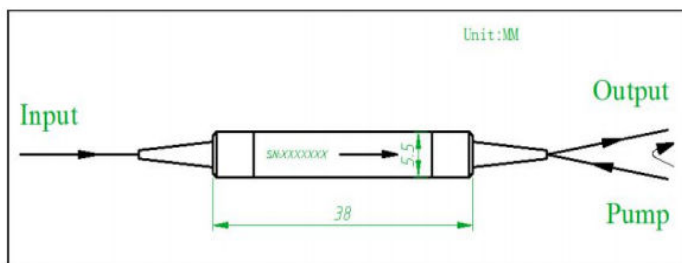
**Specifications:**

Parameter \ Type	1064/980		1030/980	
	Single Stage	Dual Stage	Single Stage	Dual Stage
Isolator Stage	Single Stage	Dual Stage	Single Stage	Dual Stage
Signal wavelength range (nm)	1064±5		1030	
Peak isolation (dB)	40	52	35	55
Isolation at 23 °C (Signal) (dB)	≥30	≥46	≥23	≥40
Insertion loss at 23 °C (Signal) (dB)	≤2.2	≤3.6	≤3.6	≤7.5
Pump wavelength range (nm)	960~990			
Insertion loss (reflection band) (dB)	≤0.6			
PDL	≤0.15			
Directivity (dB)	≥55			
Return loss (dB)	≥50			
Power handling (mW)	≤300			
Operating temperature (°C)	-5 ~ +50			
Storage temperature (°C)	-40 ~ +85			
Fiber Type	HI1060			
Package dimension (mm)	φ5.5 × L38(P1) (only for bare fiber or 900um loose tube)			
	L90*W20*H9.5 (ABS) (P2) (only for 3mm or 2mm cable)			

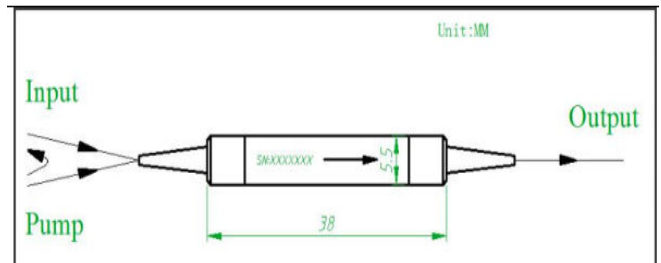
\*Above specifications are for devices without the connectors.

\*For devices with connectors, IL will be 0.3dB higher, RL will be 5dB lower.

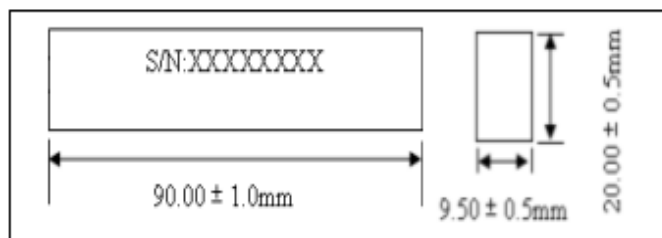
**Package Dimensions:**



Forward Pump



Backward Pump



## Isolator+ WDM Hybrid Device

**Ordering Information:**

IWDM	Wavelength	Isolator Stage	Pump Type	0	Package Type	Pigtail Type	Length	Connector
IWDM	0398=T1030nm/R980nm 0698=T1064nm/R980nm	S=Single stage D=Dual Stage	F=Forward pump B=Backward pump	0	1=P1 (5.5*38mm) 2=P2 (90*20*10mm)	1=250um bare fiber 2=900um loose tube 3=3mm loose tube 4=2mm loose tube S=Specify	H=0.5m 8=0.8m 1=1.0m 5=1.5m 2=2.0m 3=3.0m 4=4.0m A=2.5m B=5.0m S=Specify	0=None 1=FC/UPC 2=FC/APC 3=SC/APC 4=SC/UPC 5=MU 6=LC/UPC 7=LC/APC S=Specify